

# Location of Affordable Units

## Novato Landing Court

Please note: The location of affordable units is subject to change as their locations are typically determined during the lease-up phase by property management.

50% AMI

60% AMI

80% AMI

Manager's Unit

# Units	Unit Type	AMI
2	Studio	50%
28	1BR	
2	Studio	60%
28	1BR	
19	Studio	80%
219	1BR	
<b>298</b>	<b>TOTAL Affordable Units</b>	
3	2BR	Manager's Units
<b>301</b>	<b>TOTAL All Units</b>	

**LEGEND**

RESIDENTIAL

COMMON SPACE



		1ST FLR	2ND FLR	3RD FLR	4TH FLR	5TH FLR
50% AMI	Studios	1	0	1	0	0
	1BR	4	6	6	6	6
60% AMI	Studios	1	1	0	0	0
	1BR	4	6	6	6	6
80% AMI	Studios	1	4	4	5	5
	1BR	34	48	45	45	45
Manager's unit	2BR	0	0	1	1	1

SECOND LEVEL





		1ST FLR	2ND FLR	3RD FLR	4TH FLR	5TH FLR
50% AMI	Studios	1	0	1	0	0
	1BR	4	6	6	6	6
60% AMI	Studios	1	1	0	0	0
	1BR	4	6	6	6	6
80% AMI	Studios	1	3	4	5	5
	1BR	34	48	45	45	45
Manager's unit	2BR	0	0	1	1	1

GROUND LEVEL

# Location of Affordable Units



## Novato Landing Court

Please note: The location of affordable units is subject to change as their locations are typically determined during the lease-up phase by property management.

	50% AMI
	60% AMI
	80% AMI
	Manager's Unit

# Units	Unit Type	AMI
2	Studio	50%
28	1BR	
2	Studio	60%
28	1BR	
19	Studio	80%
219	1BR	
298	<b>TOTAL Affordable Units</b>	
3	2BR	Manager's Units
301	<b>TOTAL All Units</b>	

**LEGEND**

	RESIDENTIAL
	COMMON SPACE



		1ST FLR	2ND FLR	3RD FLR	4TH FLR	5TH FLR
<b>50% AMI</b>	Studios	1	0	1	0	0
	1BR	4	6	6	6	6
<b>60% AMI</b>	Studios	1	1	0	0	0
	1BR	4	6	6	6	6
<b>80% AMI</b>	Studios	1	3	4	5	5
	1BR	34	48	45	45	45
<b>Manager's unit</b>	2BR	0	0	1	1	1

FOURTH LEVEL





		1ST FLR	2ND FLR	3RD FLR	4TH FLR	5TH FLR
<b>50% AMI</b>	Studios	1	0	1	0	0
	1BR	4	6	6	6	6
<b>60% AMI</b>	Studios	1	1	0	0	0
	1BR	4	6	6	6	6
<b>80% AMI</b>	Studios	1	3	4	5	5
	1BR	34	48	45	45	45
<b>Manager's unit</b>	2BR	0	0	1	1	1

THIRD LEVEL

# Location of Affordable Units



## Novato Landing Court

Please note: The location of affordable units is subject to change as their locations are typically determined during the lease-up phase by property management.

	50% AMI
	60% AMI
	80% AMI
	Manager's Unit

# Units	Unit Type	AMI
2	Studio	50%
28	1BR	
2	Studio	60%
28	1BR	
19	Studio	80%
219	1BR	
298	<b>TOTAL Affordable Units</b>	
3	2BR	Manager's Units
301	<b>TOTAL All Units</b>	

**LEGEND**

	RESIDENTIAL
	COMMON SPACE

		1ST FLR	2ND FLR	3RD FLR	4TH FLR	5TH FLR
<b>50% AMI</b>	Studios	1	0	1	0	0
	1BR	4	6	6	6	6
<b>60% AMI</b>	Studios	1	1	0	0	0
	1BR	4	6	6	6	6
<b>80% AMI</b>	Studios	1	3	4	5	5
	1BR	34	48	45	45	45
<b>Manager's unit</b>	2BR	0	0	1	1	1



FIFTH LEVEL