



Note: Artist's Conception; Colors, Materials and Application May Vary.

**ARCHITECTURE**

Illustrative Site Plan..... SP  
 Conceptual Street Scene - State Access Road..... SS  
 Conceptual Elevations ..... A-1  
 Architectural Details ..... D-1

**LANDSCAPE ARCHITECTURE**

Conceptual Planting Plan ..... L-1  
 Plant Images..... L-2  
 Entry Trellis Detail ..... L-3  
 Planting Pocket Detail and Images ..... L-4

**COLOR**

Site Plan & Exterior Color Plotting ..... C-1  
 Exterior Color & Material Design..... C-2  
 Elevation Color Application - Scheme 1 ..... C-3  
 Elevation Color Application - Scheme 2 ..... C-4  
 Landscape Color & Materials ..... C-5

# HAMILTON VILLAGE

Novato, CA

2019083 | 07-17-20

**City Ventures**

Contact: Samantha Hauser  
 444 Spear Street Suite 200, San Francisco, CA 94105  
 646.522.4260 | www.CityVentures.com

**WHA. Architects . Planners . Designers .**

Contact: Nick Manea  
 2850 Redhill Ave, Suite 200 Santa Ana, CA 92705  
 949.250.0607 | www.WHAinc.com

**C2 Collaborative**

Contact: Chris Fortunato  
 100 Avenida Miramar, San Clemente, CA 92672  
 949.366.6624 | www.c2collaborative.com

**AT Design Consulting, Inc.**

Contact: Melissa A. Sabol  
 2211 Michelson Dr., Suite 450 Irvine, CA 92612  
 949.377.1601 | www.atdesignconsulting.com

Submittal Log	
Pre-Application Submittal	10/10/2019
DRC Submittal	12/05/2019
1st City Submittal	01/31/2020
City Re-Submittal	03/31/2020
City Re-Submittal	07/17/2020
File No.:	





**Illustrative Site Plan**  
**HAMILTON VILLAGE**  
NOVATO, CA





**Building 2**  
**Scheme# 1**

**Building 1**  
**Scheme# 2**

**Project Entry**

**Building 17**  
**Scheme# 2**

**Building 16**  
**Scheme# 1**

## Conceptual Streetscene - State Access Road

# HAMILTON VILLAGE

NOVATO, CA

Note: Artist's Conception; Colors, Materials  
and Application May Vary.





**Building 300 - Rear Elevation**  
Scheme# 2



**Building 9**  
Scheme# 1

**Entry Paseo**

**Building 12**  
Scheme# 1



**Building 1**  
Scheme# 2

**Project Entry**

**Building 17**  
Scheme# 2

**Conceptual Elevations**

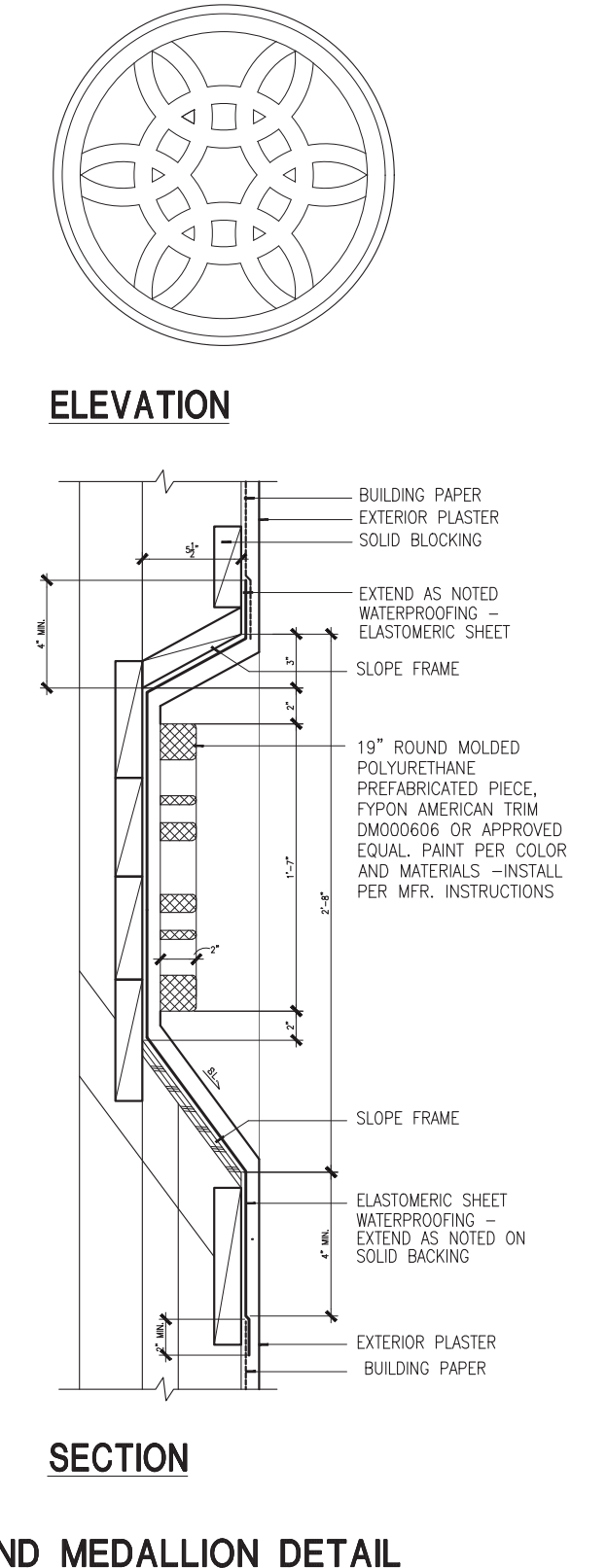
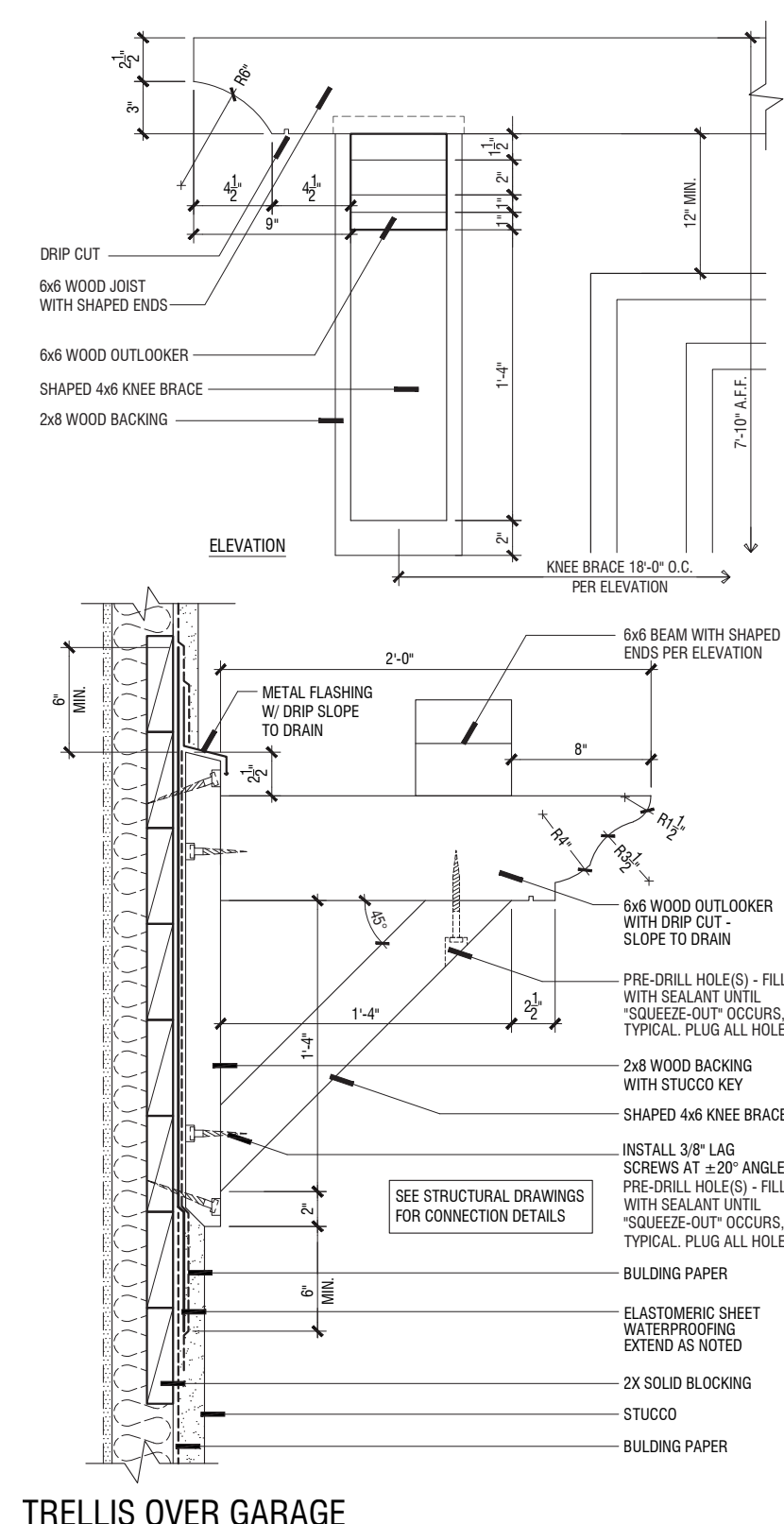
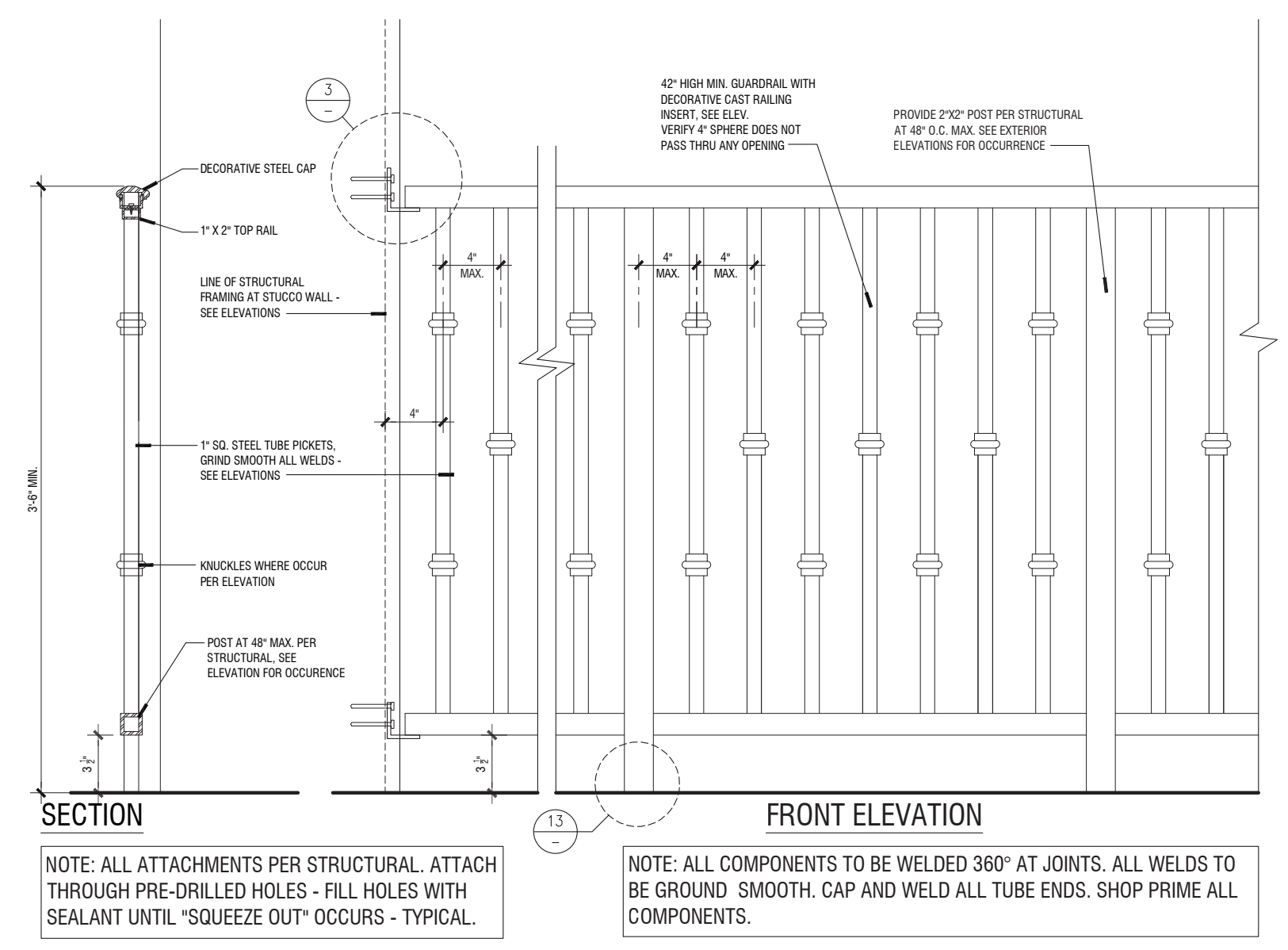
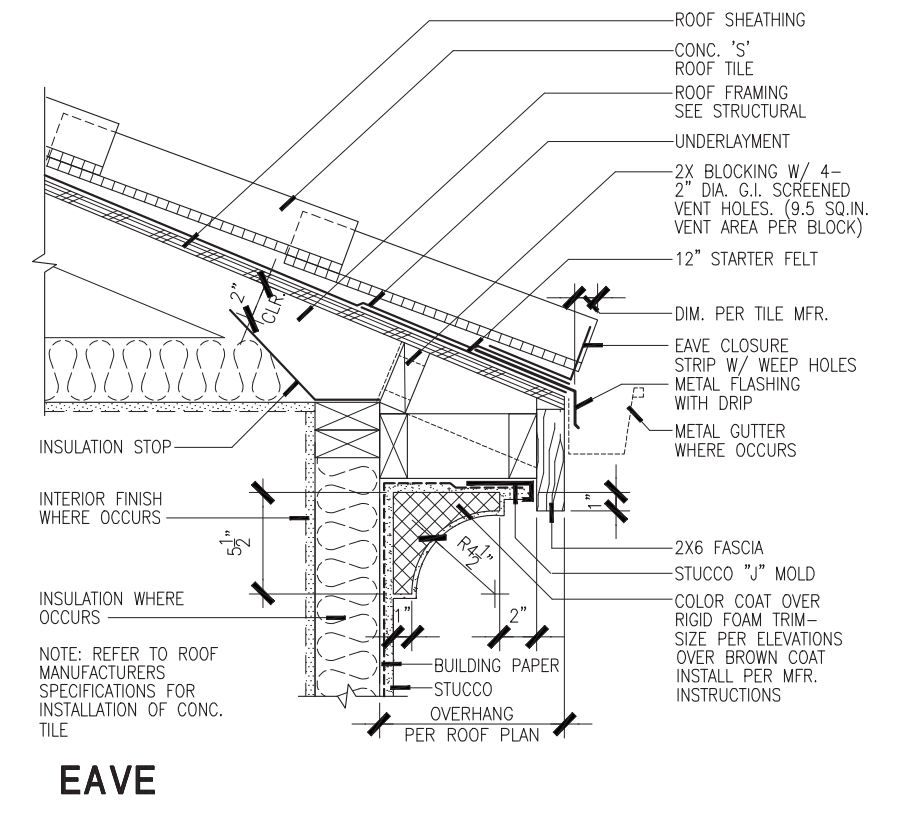
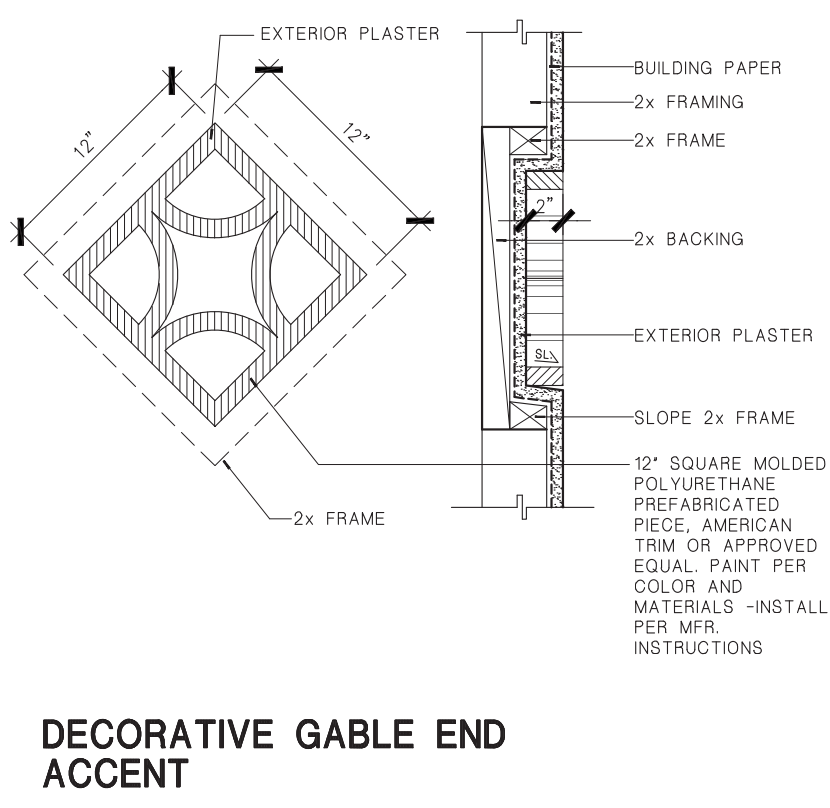
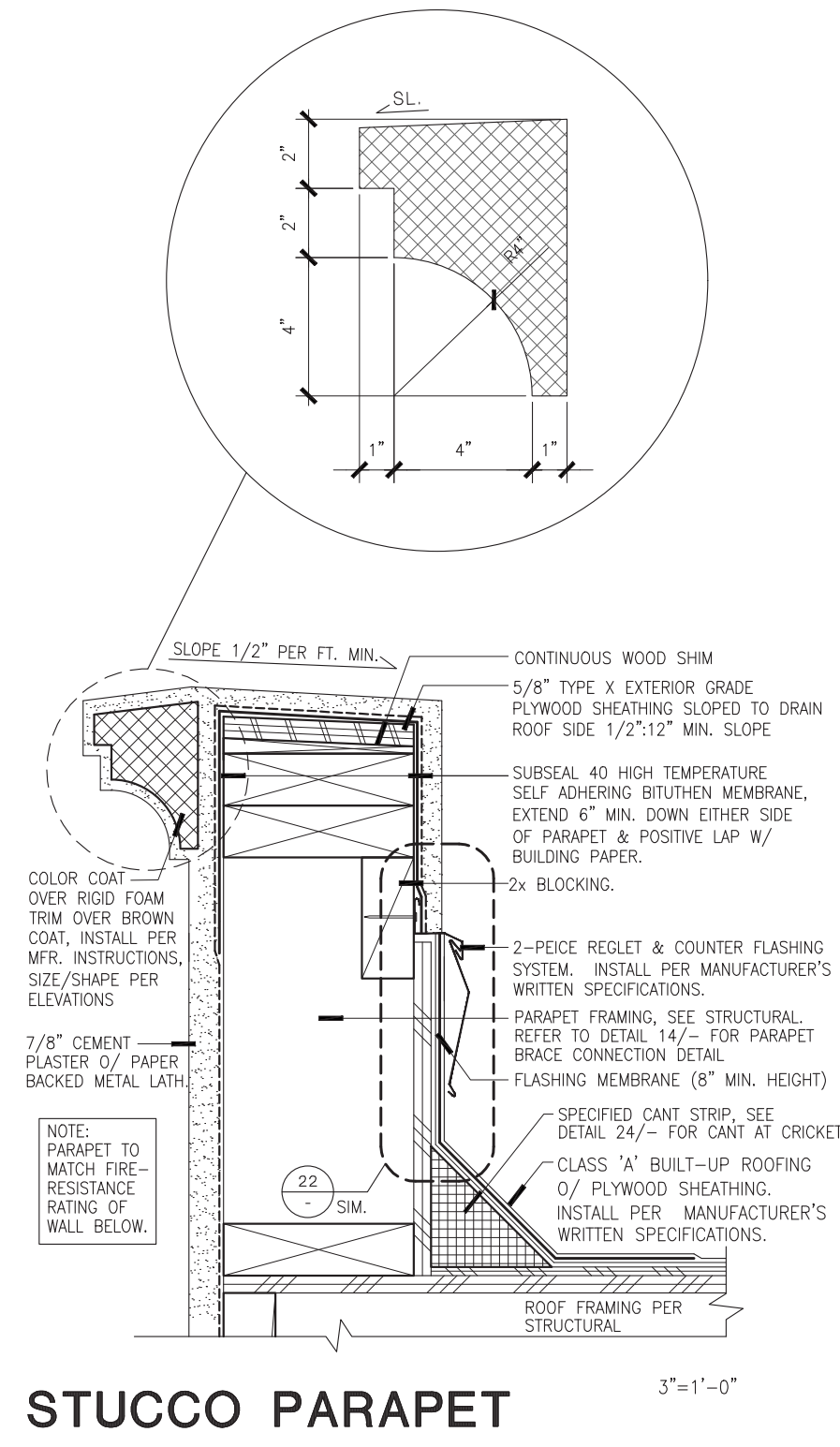
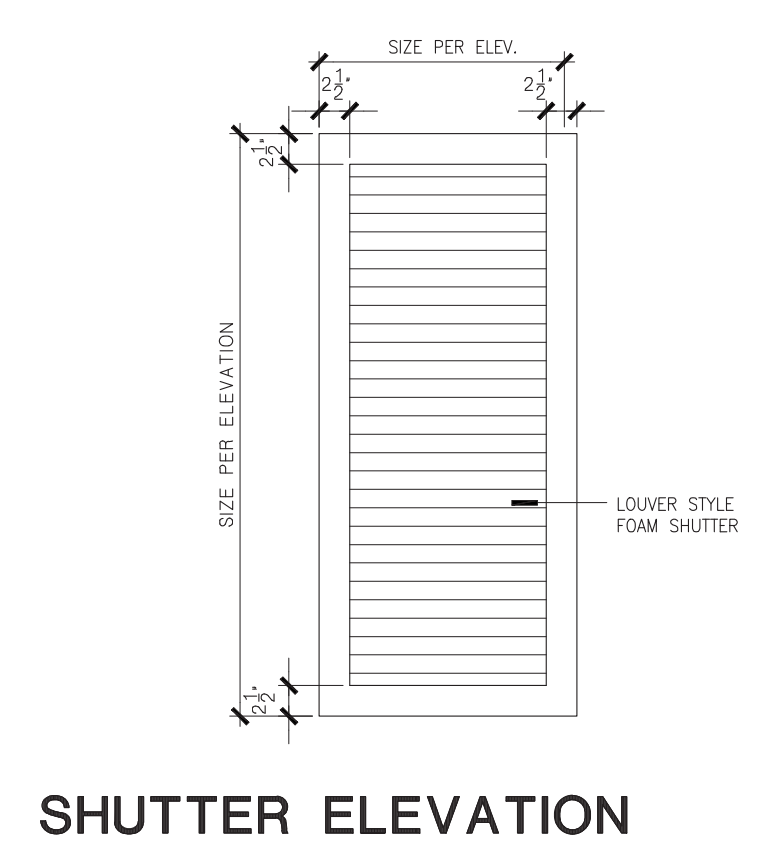
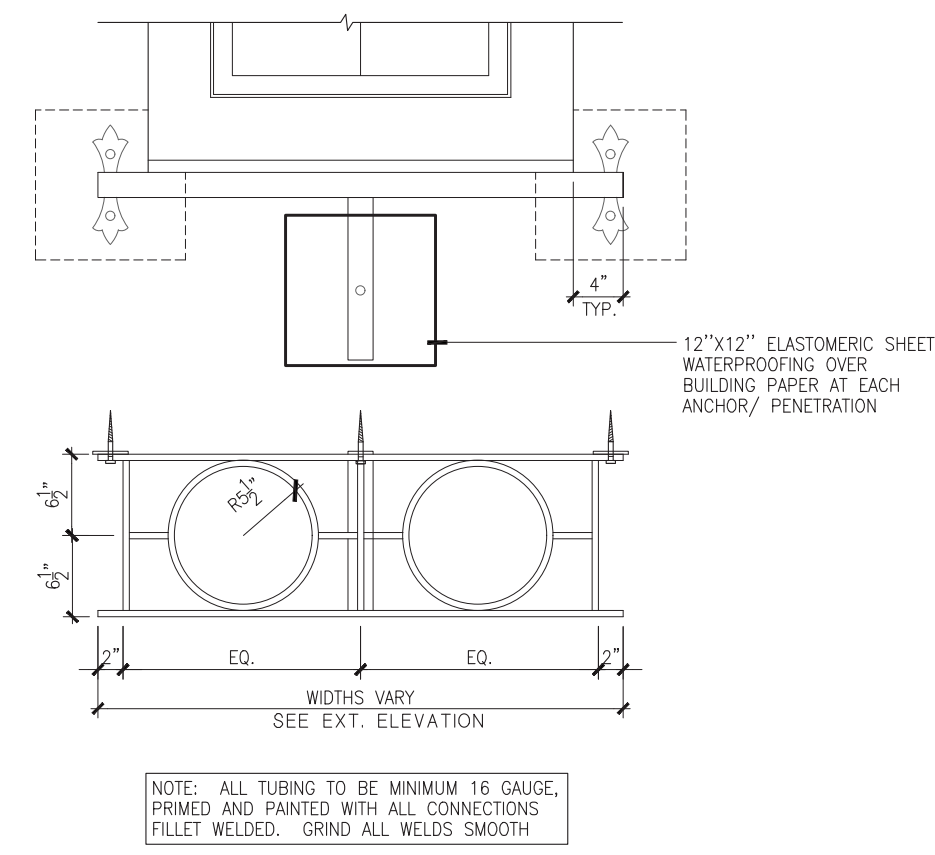
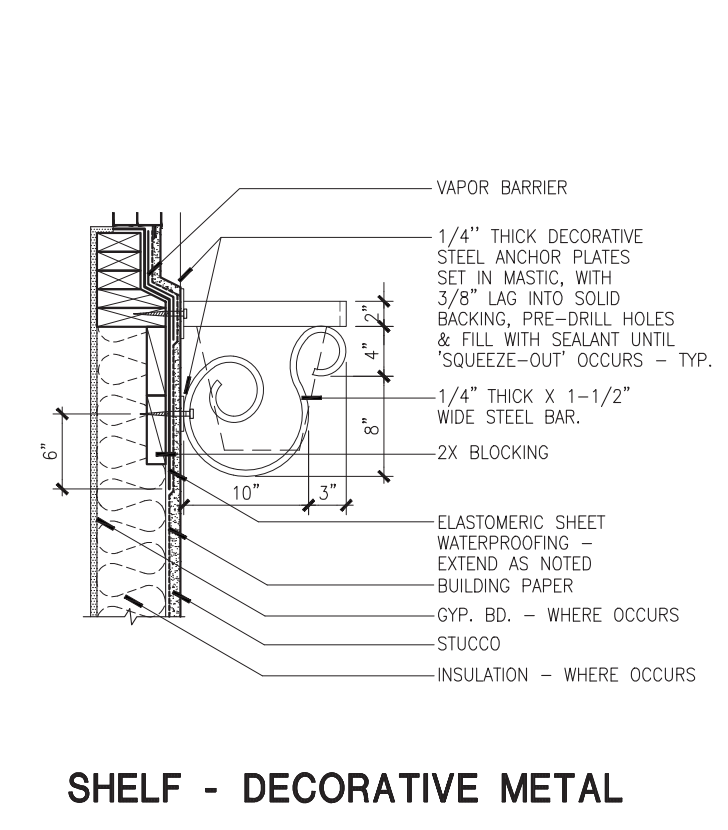
**HAMILTON VILLAGE**

NOVATO, CA

Note: Artist's Conception; Colors, Materials and Application May Vary.

0 4 8 A-1 16





# Architectural Details

## HAMILTON VILLAGE

### NOVATO, CA



Note: Artist's Conception; Colors, Materials and Application May Vary.





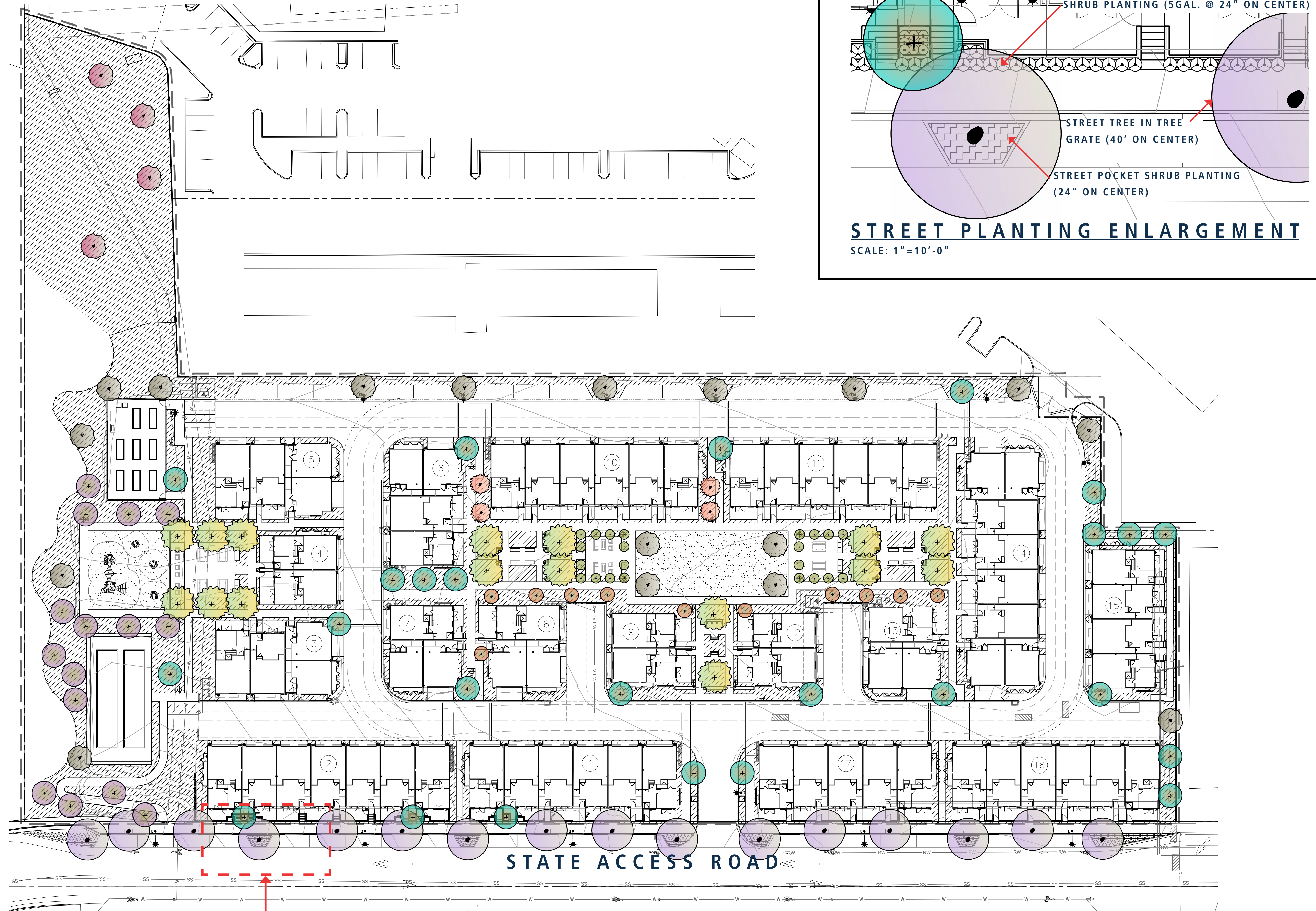
SHRUB AND GROUNDCOVER LIST

SYMBOL	BOTANICAL NAME	COMMON NAME	WUCOLS IV
<b>GROUNDCOVER / FOREGROUND (1 GAL / 5 GAL)</b>			
	<i>Ameria maritima 'Rubrifolia'</i>	Red-leafed Thrift	Moderate/ Medium
	<i>Arctostaphylos John Dourley</i>	Manzanita	Low
	<i>Bougainvillea 'Oe La La'</i>	Oe La La Bougainvillea	Low
	<i>Buddleia davidii 'Nanho Blue'</i>	Nanho Blue Butterfly Bush	Low
	<i>Bonus m. japonica 'Green Beauty'</i>	Green Beauty Boxwood	Moderate/ Medium
	<i>Carex divisa</i>	European Grey Sedge	Low
	<i>Ceanothus maritimus 'Valley Violet'</i>	Valley Violet Ceanothus	Low
	<i>Cistanthe grandiflora</i>	Rock Purslane	Low
	<i>Dianella revoluta 'Little Rev.'</i>	Little Rev. Flax Lily	Moderate/ Medium
	<i>Dietes bicolor</i>	Fortnight Lily	Low
	<i>Festuca mairei</i>	Atlas Fescue	Low
	<i>Hesperaloe parviflora 'Brakeights'</i>	Brakeights Red Yucca	Low
	<i>Lavandula intermedia 'Alba'</i>	White Lavandin	Low
	<i>Lavandula stoechas 'Otto Quast'</i>	Otto Quast Spanish Lavander	Low
	<i>Leonatis leonurus</i>	Lion's Tail	Low
	<i>Ligustrum japonicum 'Texanum'</i>	Waxleaf Privet	Moderate/ Medium
	<i>Lomandra longifolia 'Platinum Beauty'</i>	Platinum Beauty Lomandra	Low
	<i>Olea 'Little Ollie'</i>	Little Ollie Dwarf Olive	Very Low
	<i>Phomium tenax 'Arapurureum'</i>	Bronze Flax	Low
	<i>Pittosporum tobira 'Variegata'</i>	Variegated Mock Orange	Low
	<i>Podocarpus elongatus 'Monna'</i>	Icee Blue Yellow-Wood	Unknown
	<i>Rhamnus californica 'Salt Pain'</i>	California Coffeeberry	Low
	<i>Rhaphtolepis indica 'Clara'</i>	Indian Hawthorn	Low
	<i>Rosa 'Flower Carpet Amber'</i>	Flower Carpet Amber Rose	Moderate/ Medium
	<i>Rosa floribunda 'Brilliant Pink Iceberg'</i>	Brilliant Pink Iceberg Rose	Moderate/ Medium
	<i>Rosa floribunda 'Burgundy'</i>	Burgundy Iceberg Rose	Moderate/ Medium
	<i>Rosa floribunda 'Iceberg'</i>	Iceberg Rose	Moderate/ Medium
	<i>Rosa floribunda 'Julia Child'</i>	Julia Child Rose	Moderate/ Medium
	<i>Rosa 'Joseph's Coat'</i>	Joseph's Coat Climbing Rose	Moderate/ Medium
	<i>Salvia leucantha 'Santa Barbara'</i>	Santa Barbara Sage	Low
	<i>Salvia greggii 'Furman's Red'</i>	Furman's Red Autumn Sage	Low
<b>STREET POCKET PLANTING (1 GAL / 5 GAL)</b>			
	<i>Cotoneaster dammeri 'Lowfast'</i>	Bearberry Cotoneaster	Low

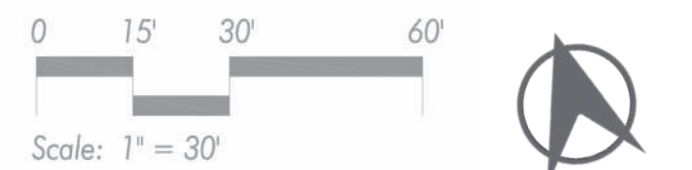
TREE LIST

SYMBOL	BOTANICAL NAME	COMMON NAME	WUCOLS IV
<b>BACKGROUND TREE - 24" BOX MIN.</b>			
	<i>Magnolia g. 'St. Mary's'</i>	St. Mary Magnolia	Moderate/ Medium
<b>BACKGROUND TREE - 24" BOX MIN.</b>			
	<i>Acer ginnala 'Flame'</i>	Flame Amur Maple	Moderate/ Medium
<b>BACKGROUND TREE - 24" BOX MIN.</b>			
	<i>Cercis canadensis 'Forest Pansy'</i>	Eastern Redbud	Moderate/ Medium
<b>BACKGROUND TREE - 24" BOX MIN.</b>			
	<i>Cupressus sempervirens</i>	Italian Cypress	Low
<b>ACCENT TREE - 24" BOX MIN.</b>			
	<i>Olea europaea</i>	Olive	Very Low
<b>PASEO TREE - 24" BOX MIN.</b>			
	<i>Podocarpus gracilior</i>	Fern Podocarpus	Moderate/ Medium
<b>OPEN SPACE TREE - 24" BOX MIN.</b>			
	<i>Schinus molle</i>	Pepper Tree	Very Low
<b>OPEN SPACE TREE - 24" BOX MIN.</b>			
	<i>Quercus agrifolia</i>	Coast Live Oak	Very Low
<b>STREET TREE - 24" BOX MIN.</b>			
	<i>Tilia cordata</i>	Little Leaf Linden	Moderate/ Medium

TOTAL PLANTING AREA: 45,195 sf  
 Total Number of Trees = 130  
 Total Number of Shrubs = 11,300  
 Total Turf Area = 3,740 sf



SEE STREET PLANTING ENLARGEMENT



CONCEPTUAL PLANTING PLAN

HAMILTON VILLAGE

NOVATO, CA

07.16.2020

C2 Collaborative  
 LANDSCAPE ARCHITECTURE

© 2020 WILLIAM HEZMALHALCH ARCHITECTS, INC. DBA WHA. | 2019083 | 07-17-20



L-1





**BACKGROUND TREES**

	<p><i>Acer ginnala</i> 'Flame' Flame Amur Maple</p> <p>24" Box Min.</p> 		<p><i>Cercis canadensis</i> 'Forest Pansy' Eastern Redbud</p> <p>24" Box Min.</p> 		<p><i>Cupressus sempervirens</i> Italian Cypress</p> <p>24" Box Min.</p> 		<p><i>Magnolia grandiflora</i> 'St. Mary' St. Mary Southern Magnolia</p> <p>24" Box Min.</p> 
---	---	--	---	---	--	--	--

**ACCENT TREES**

	<p><i>Olea europaea</i> Olive</p> <p>24" Box Min.</p> 
--	---

**PASEO TREES**

	<p><i>Podocarpus gracilior</i> Fern Podocarpus</p> <p>24" Box Min.</p> 
---	--




























**OPEN SPACE TREES**

	<p><i>Quercus agrifolia</i> Coast Live Oak</p> <p>24" Box Min.</p> 		<p><i>Schinus molle</i> Pepper Tree</p> <p>24" Box Min.</p> 
--	--	---	---

**STREET TREES**

	<p><i>Tilia cordata</i> Littleleaf Linden</p> <p>24" Box Min.</p> 
---	---

**SHRUBS**

	<p><i>Arctostaphylos</i> 'John Dourley' Manzanita</p> <p>1 gal.</p>		<p><i>Bougainvillea</i> 'Oo La La' Oo La La Bougainvillea</p> <p>5 gal.</p>		<p><i>Buddleja davidii</i> 'Nanto Blue' Nanto Blue Butterfly Bush</p> <p>5 gal.</p>		<p><i>Buxus m. japonica</i> 'Green Beauty' Green Beauty Boxwood</p> <p>5 gal.</p>		<p><i>Ceanothus maritimus</i> 'Valley Violet' Valley Violet Ceanothus</p> <p>1 gal.</p>		<p><i>Cistanthe grandiflora</i> Rock Purslane</p> <p>1 gal.</p>
	<p><i>Dianella revoluta</i> 'Little Rev' Little Rev Flax Lily</p> <p>1 gal.</p>		<p><i>Diets bicolor</i> Fortnight Lily</p> <p>5 gal.</p>		<p><i>Festuca mairei</i> Atlas Fescue</p> <p>1 gal.</p>		<p><i>Hesperaloe parvifolia</i> 'Brakelights' Brakelights Red Yucca</p> <p>5 gal.</p>		<p><i>Lavandula intermedia</i> 'Alba' White Lavandin</p> <p>1 gal.</p>		<p><i>Lavandula stoechas</i> 'Otto Quast' Otto Quast Spanish Lavender</p> <p>1 gal.</p>
	<p><i>Leonotis leonurus</i> Lion's Tail</p> <p>5 gal.</p>		<p><i>Ligustrum japonicum</i> 'Texanum' Texas Privet</p> <p>5 gal.</p>		<p><i>Lomandra longifolia</i> 'Platinum Beauty' Platinum Beauty Lomandra</p> <p>5 gal.</p>		<p><i>Olea europaea</i> 'Little Ollie' Little Ollie Dwarf Olive</p> <p>5 gal.</p>		<p><i>Phormium tenax</i> 'Atropurpureum' Bronze Flax</p> <p>5 gal.</p>		<p><i>Pittosporum tobira</i> 'Variegata' Varigated Tobira</p> <p>5 gal.</p>
	<p><i>Rhamnus californica</i> 'Salt Point' California Coffeeberry</p> <p>5 gal.</p>		<p><i>Raphiolepis indica</i> 'Clara' Clara Indian Hawthorn</p> <p>5 gal.</p>		<p><i>Rosa floribunda</i> 'Brilliant Pink Iceberg' Brilliant Pink Iceberg Rose</p> <p>5 gal.</p>		<p><i>Rosa floribunda</i> 'Burgundy Iceberg' Burgundy Iceberg Rose</p> <p>5 gal.</p>		<p><i>Rosa floribunda</i> 'Iceberg' Iceberg Rose</p> <p>5 gal.</p>		<p><i>Rosa floribunda</i> 'Julia Child' Julia Child Rose</p> <p>5 gal.</p>
	<p><i>Rosa</i> 'Joseph's Coat' Joseph's Coat Climbing Rose</p> <p>5 gal.</p>		<p><i>Salvia leucantha</i> 'Santa Barbara' Santa Barbara Sage</p> <p>5 gal.</p>		<p><i>Salvia greggii</i> 'Furman's Red' Furman's Red Autumn Sage</p> <p>5 gal.</p>						

**GROUNDCOVERS**

	<p><i>Ameria maritima</i> 'Rubrifolia' Red-leafed Thrift</p> <p>1 gal.</p>		<p><i>Carex divulsa</i> European Grey Sedge</p> <p>1 gal.</p>		<p><i>Rosa</i> 'Flower Carpet Amber' Flower Carpet Amber Rose</p> <p>5 gal.</p>
--	--	---	---	---	---

**VINES and ESPALIERS**

	<p><i>Bougainvillea</i> 'Barbara Karst' Barbara Karst Bougainvillea</p> <p>15 gal.</p>		<p><i>Rosa</i> 'Cecile Brunner' Sweetheart Rose</p> <p>15 gal.</p>
---	--	---	--

PLANT IMAGES  
**HAMILTON VILLAGE**  
NOVATO, CA

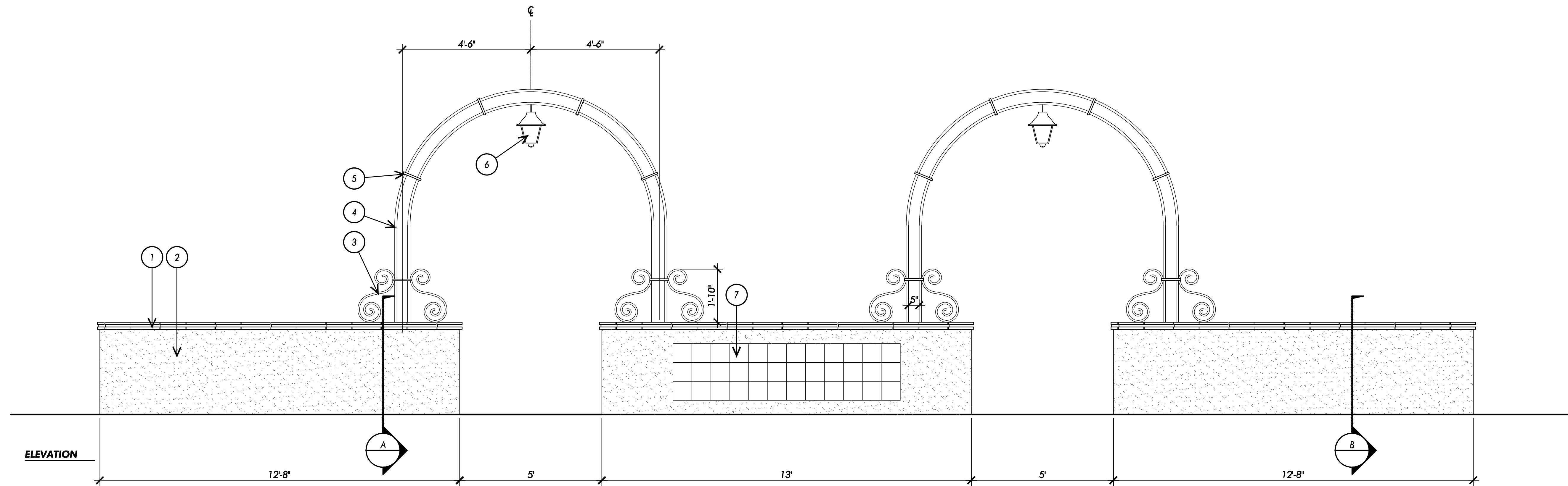
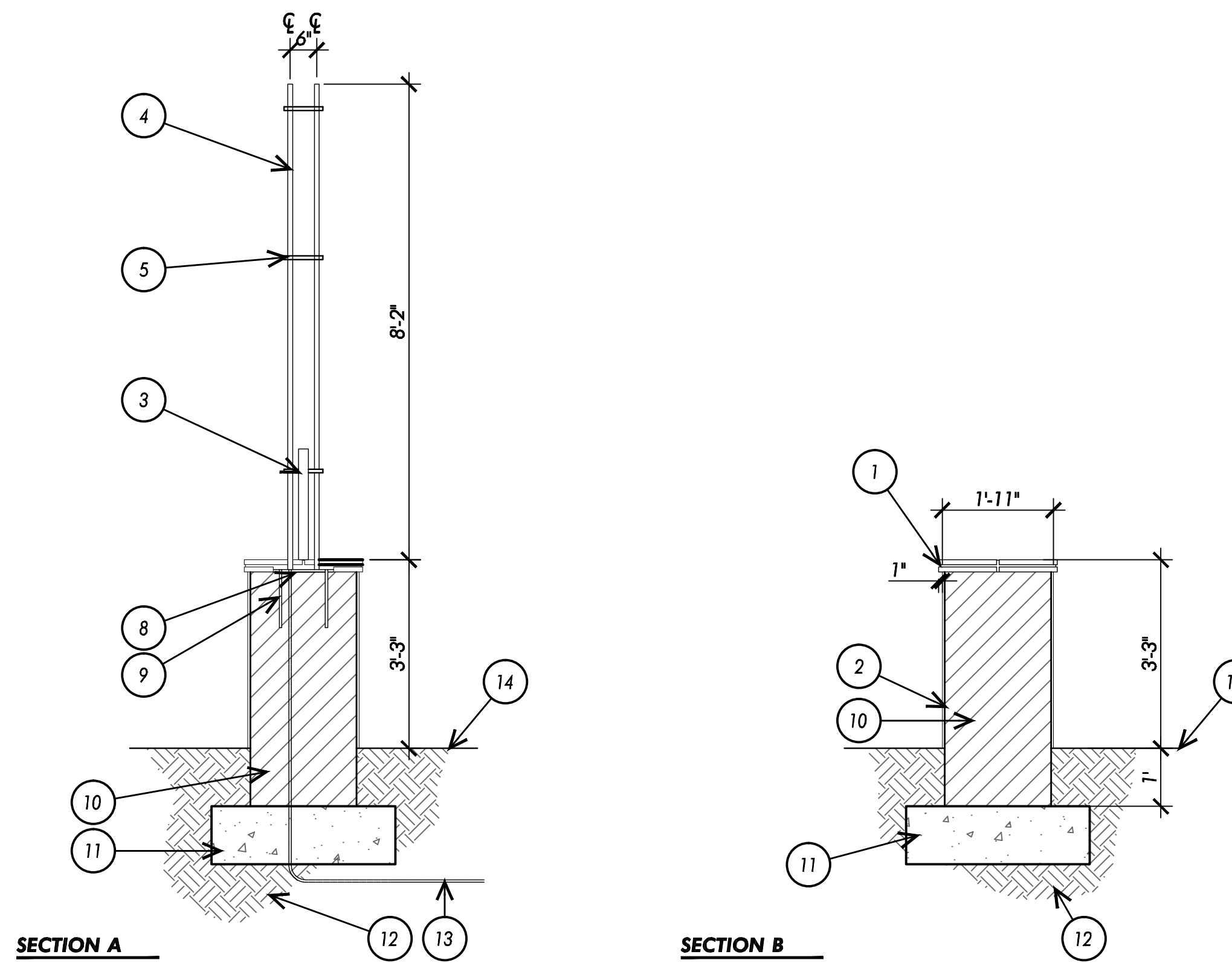


**LEGEND**

1. 12"x12" double tile cap with 1/2" colored grout joints and 1/2" overhang. Cap to be Super Artillo, available from Arto Brick
2. Stucco finish to match architecture.
3. 2"x3/4" solid hammered steel scrollwork
4. 1" solid hammered barstock
5. 3/4" solid hammered steel bands
6. Decorative lantern
7. 8"x8" decorative cement tile from Arto Brick.
8. 12" square weld plate per structural
9. Lag bolt connection to wall. Size and depth per structural
10. CMU build-up
11. Concrete footing per Structural Engineer
12. 90% compacted subgrade
13. Electrical conduit for light fixture
14. Finished grade

**NOTES**

- A. Refer to Construction Schedule for type, color and finish.
- B. Refer to Structural Engineer's plan for connections, reinforcing and footing.
- C. Decorative tile and Wall cap tile from Arto Brick. 310-768-8500



**ENTRY ARBOR AND SIGNAGE**

\* NOTE: FINAL ARCH DESIGN TO BE PROVIDED BY PUBLIC ARTIST

Entry Trellis and Wall.dwg  
Scale:  
1/2" = 1'-0"

ENTRY TRELLIS DETAIL  
**HAMILTON VILLAGE**  
NOVATO, CA





2

1

2

2

1

2

1 Vine Planting #1



*Bougainvillea 'Barbara Karst'*  
Barbara Karst Bougainvillea

15 gal.

1 Vine Planting #2



*Rosa 'Cecile Brunner'*  
Sweetheart Rose

15 gal.

2 Shrub Plantings



*Dianella revoluta 'Little Rev'*  
Little Rev Flax Lily

1 gal.



*Ligustrum japonicum 'Texanum'*  
Texas Privet

5 gal.



*Pittosporum tobira 'Variegata'*  
Variegated Tobira

5 gal.

PLANTING POCKET DETAIL AND IMAGES

HAMILTON VILLAGE

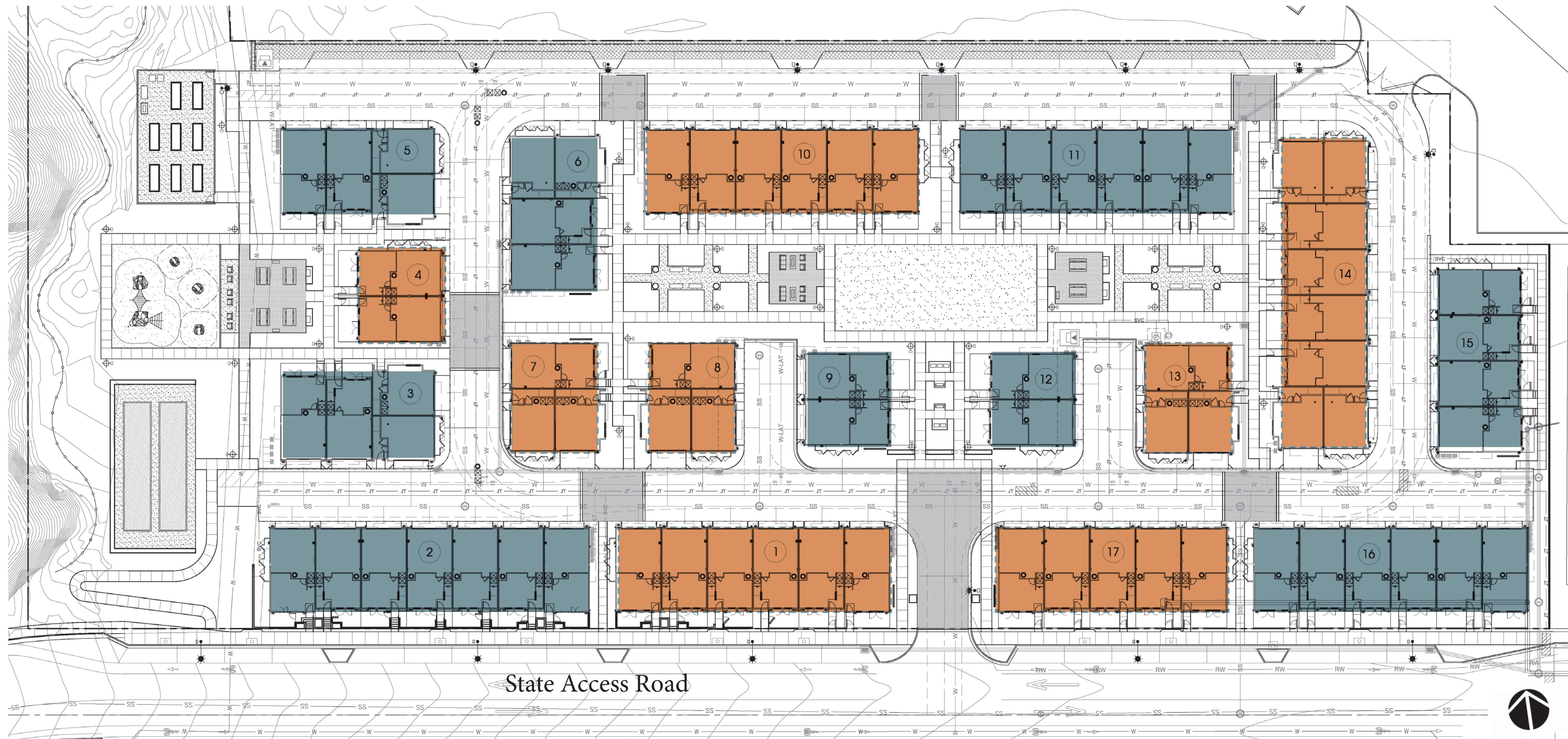
NOVATO, CA

07.16.2020



C2 Collaborative  
LANDSCAPE ARCHITECTURE





**LEGEND**

# = BLDG. #

SCHEME #1

SCHEME #2

**COLOR PLOTTING TABLE**

BUILDING #	BUILDING TYPE #	COLOR SCHEME #
1	500	2
2	600	1
3	300-R	1
4	100	2
5	300	1
6	300	1
7	200-R	2
8	200	2
9	100	1
10	500-R	2
11	500	1
12	100-R	1
13	200-R	2
14	700	2
15	301	1
16	500	1
17	400	2

**Site Plan & Exterior Color Plotting**

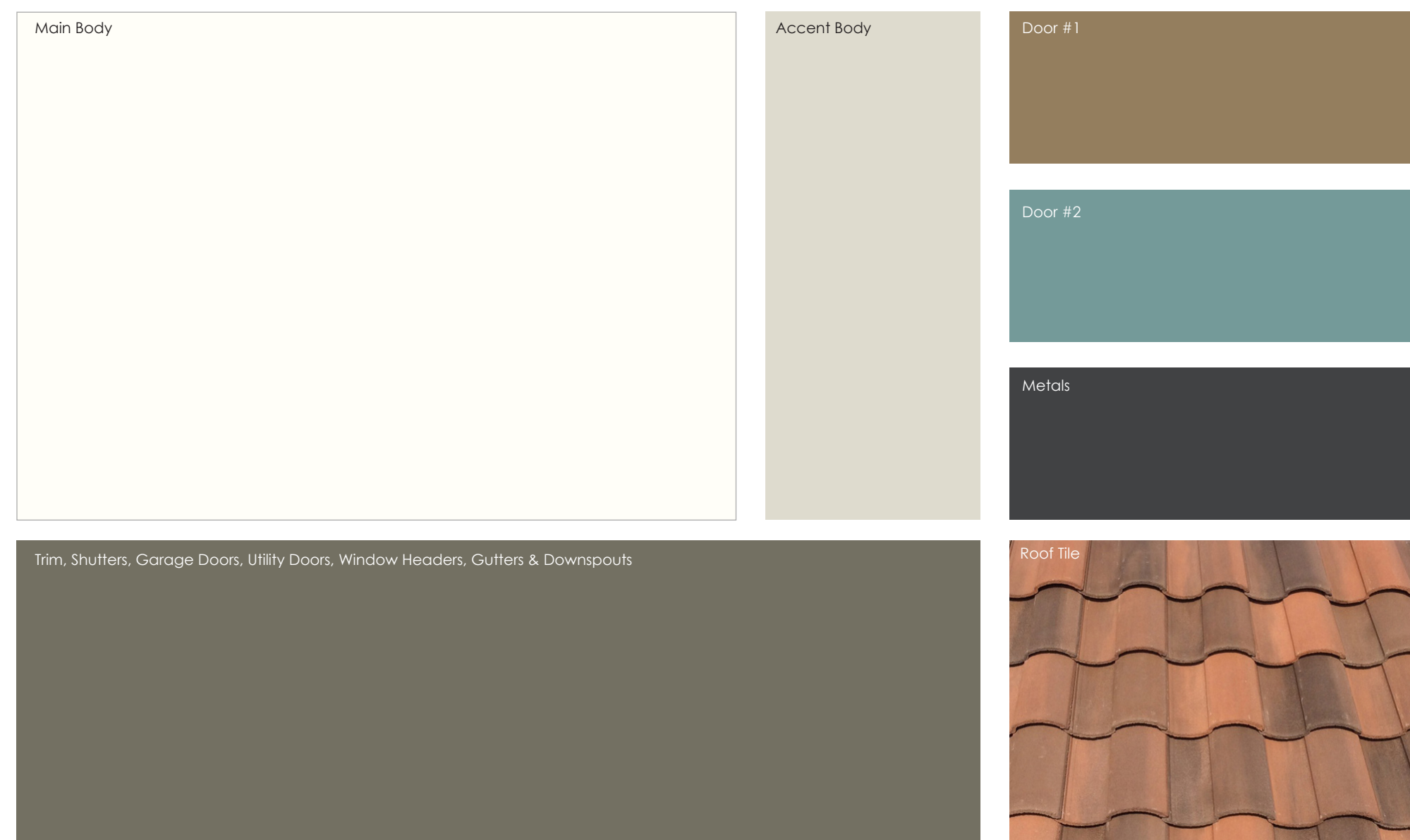
**HAMILTON VILLAGE**

NOVATO, CA



# RESIDENTIAL BUILDINGS

## COLOR/MATERIAL SCHEME 1



### Scheme 1 - Specifications

ITEM	MANUFACTURER	COLOR & NAME
Main Body	Sherwin Williams	7551, Greek Villa
Accent Body & Decorative Foam Accent	Sherwin Williams	7542, Naturel
Shutters & Trim (Wood Trim, Fascia Boards, Window Headers, Wood Trellis, French Doors, Utility Doors, Etc. )	Sherwin Williams	7047, Porpoise
Garage Doors & Utility Doors	Sherwin Williams	7047, Porpoise
Entry Door #1	Sherwin Williams	9114, Fallen Leaves
Entry Door #2	Sherwin Williams	6222, Riverway
Metals (Pot Shelf, Guard Rails, Wall Plates, Grills & Tube Steel)	Sherwin Williams	7069, Iron Ore
Gutters & Downspouts (Painted Optional)	Sherwin Williams	7047, Porpoise
Gutters & Downspouts (Pre-coated Option)	Custom-Bilt Metals	Weathered Copper
Deck Finish Material	UPI (Urethane Polymers International)	Tumbleweed
Windows	Milgard	White
Roof Tile - Concrete (S-Tile)	Eagle Roof Tile Capistrano Profile	37646, Desert Clay Blend (50%) 3645, Sunrise Blend (50%)

## FIXTURE SPECIFICATIONS

NOTE: REFER TO ARCHITECTURAL PLANS FOR INSTALLATION ORIENTATION and DETAILS

### EXTERIOR LIGHT FIXTURES or equal



**LARGE SIZE @ ENTRY DOORS & GARAGE DOORS**  
**MANUFACTURER:** FIESS Lighting  
**COLLECTION:** Warren  
**PRODUCT SKU:** OL15402TXB  
**FINISH:** Black  
**WIDTH/DIA:** 10 5/8"  
**HEIGHT:** 22 5/8"  
**PROJECTION:** 12"



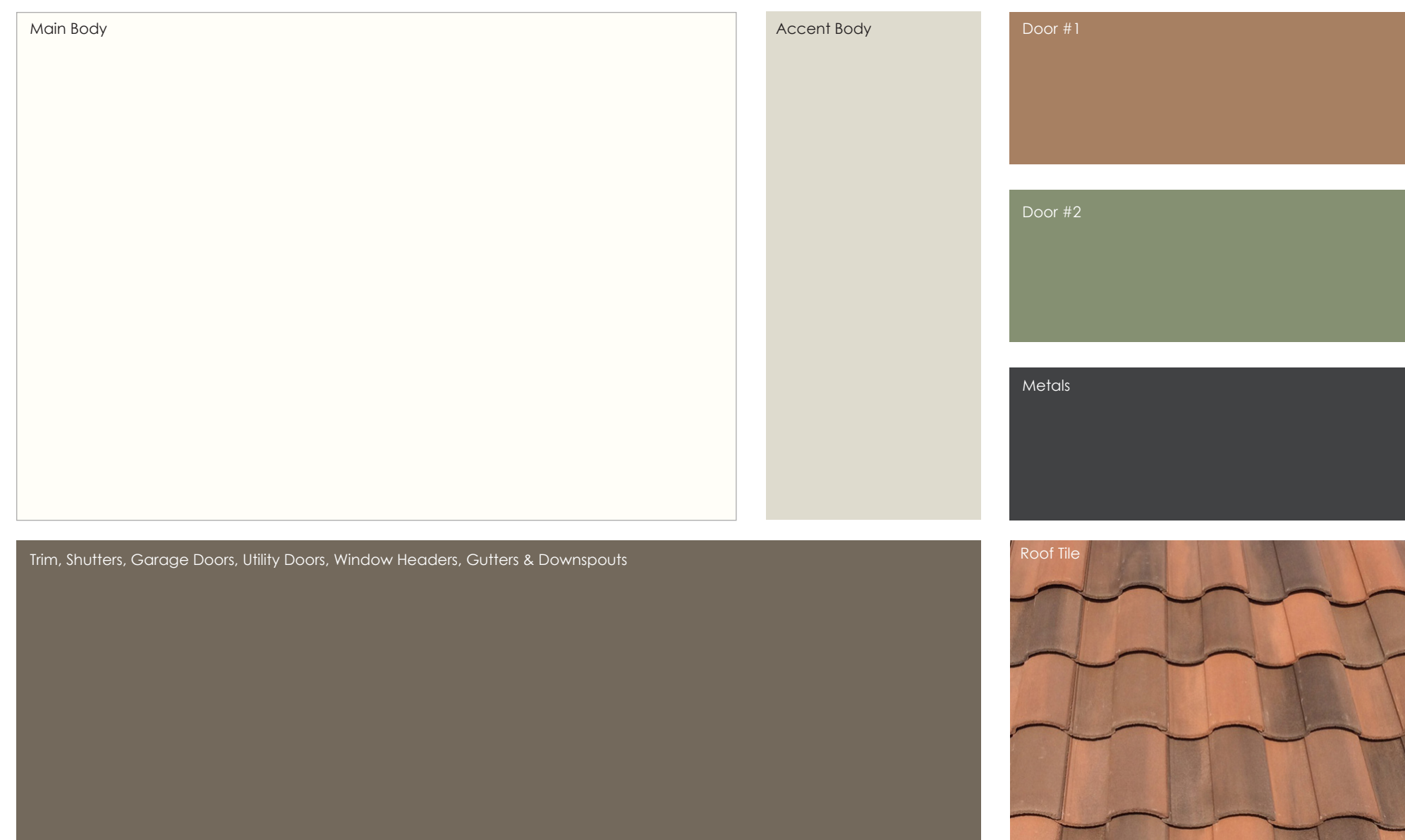
**SMALL SIZE @ SECONDARY DOORS (If Needed)**  
**MANUFACTURER:** FIESS Lighting  
**COLLECTION:** Warren  
**PRODUCT SKU:** OL15402TXB  
**FINISH:** Black  
**WIDTH/DIA:** 8.5"  
**HEIGHT:** 19.5"  
**PROJECTION:** 9 7/8"

### ADDRESS NUMBERS or equal



**MANUFACTURER:** Modern House Numbers  
**TYPE FACE:** Santa Barbara  
**MATERIAL:** Brushed Aluminum  
**COLOR:** Matte Black  
**HEIGHT:** Verify with City Requirements  
**STAND OFF:** 1/2"

## COLOR/MATERIAL SCHEME 2



### Scheme 2 - Specifications

ITEM	MANUFACTURER	COLOR & NAME
Main Body	Sherwin Williams	7551, Greek Villa
Accent Body & Decorative Foam Accent	Sherwin Williams	7542, Naturel
Shutters & Trim (Wood Trim, Fascia Boards, Window Headers, Wood Trellis, French Doors, Utility Doors, Etc. )	Sherwin Williams	7054, Suitable Brown
Garage Doors & Utility Doors	Sherwin Williams	7054, Suitable Brown
Entry Door #1	Sherwin Williams	6060, Moroccan Brown
Entry Door #2	Sherwin Williams	2851, Sage Green Light
Metals (Pot Shelf, Guard Rails, Wall Plates, Grills & Tube Steel)	Sherwin Williams	7069, Iron Ore
Gutters & Downspouts (Painted Optional)	Sherwin Williams	7054, Suitable Brown
Gutters & Downspouts (Pre-coated Option)	Custom-Bilt Metals	Weathered Copper
Deck Finish Material	UPI (Urethane Polymers International)	Tumbleweed
Windows	Milgard	White
Roof Tile - Concrete (S-Tile)	Eagle Roof Tile Capistrano Profile	37646, Desert Clay Blend (50%) 3645, Sunrise Blend (50%)

## PAINT & MISCELLANEOUS ITEMS

**PAINT MANUFACTURER** All paint to be Sherwin Williams, unless otherwise stated differently.

**PAINT APPLICATION** Typical, all paint colors should finish in inside corners.

Overhangs, eaves, headers, etc. should be painted their specifically designated colors with the color being applied on all sides of each item, including the undersides.

**NON-DECORATIVE ITEMS** All non-decorative items such as meter doors, non-decorative vents, etc. to be painted the same color as the adjacent field color.

# LANDSCAPE

## PILASTER & METAL TRELLIS



**MANUFACTURER:** Creative Mines  
**VENDOR:** Thompson Bldg. Material Craft  
**COLLECTION:** Farmhouse Ledge  
**STONE PROFILE:** Greyppearl  
**SIZE, FLATS:** 1.125" - 5.5" High  
4.625" - 20.875" Long  
1.4375" Ave. Thickness  
**SIZE, CORNERS:** 1.125" - 4.25" High  
4.75" - 11.25" Long Return  
3.125" - 5.75" Short Return




**MANUFACTURER:** ORCO Blended Products  
**COLOR:** Emerald Bay




**VENDOR:** Arto  
**COLLECTION:** Cement Tile  
**COLOR:** Santa Clara  
**SIZE:** 8" x 8"

### GROUT COLOR



**MANUFACTURER:** Custom Built Products  
**COLOR:** 381, Bright white



**VENDOR:** Sherwin Williams  
**COLOR:** 7551, Greek Villa

### METAL TRELLIS COLOR



**VENDOR:** Sherwin Williams  
**COLOR:** 7069, Iron Ore

## LIGHT FIXTURE SPECIFICATIONS

### HANGING LIGHT FIXTURE OPTIONS AT TRELLIS or equal



**MANUFACTURER:** Shades of Light  
**COLLECTION:** Salem  
**PRODUCT SKU:** OL17055  
**FINISH:** Bronze  
**WIDTH/DIA:** 11.75"  
**HEIGHT:** 25"



**MANUFACTURER:** Minka Lavery  
**COLLECTION:** Halder Bridge  
**PRODUCT SKU:** 72704-66A  
**FINISH:** Sand Black  
**WIDTH/DIA:** 10"  
**HEIGHT:** 17.5"

### LIGHT FIXTURE OPTIONS AT PILASTER or equal



**MANUFACTURER:** The Great Outdoors  
**COLLECTION:** Playwright  
**PRODUCT SKU:** OL15402TXB  
**FINISH:** Sand Coal  
**WIDTH/DIA:** 5.88"  
**HEIGHT:** 12.5"



**MANUFACTURER:** All Modern  
**COLLECTION:** Aurelia Barn Light  
**PRODUCT SKU:** LRFY4242  
**FINISH:** Black  
**WIDTH/DIA:** 9 7/8"  
**HEIGHT:** 9 7/8"

### POLE LIGHT or equal



**MANUFACTURER:** Lumec  
**SHADE:** DOS  
**ARM:** DBA  
**FINISH:** Black  
**SHADE/DIA:** 18"  
**SHADE HEIGHT:** 12.5"  
**ARM WIDTH:** 17 5/8"  
**ARM HEIGHT:** 28"

### BOLLARD LIGHT OPTIONS or equal



**MANUFACTURER:** WAC Lighting  
**COLLECTION:** Quad  
**FINISH:** Bronze  
**WIDTH/DIA:** 3.5"  
**LENGTH:** 3.5"  
**HEIGHT:** 23"



**MANUFACTURER:** Louis Poulsen  
**COLLECTION:** Tolbod  
**PRODUCT SKU:** LPL363157  
**FINISH:** Black  
**SHADE DIA:** 6.1"  
**WIDTH/DIA:** 10.5"  
**HEIGHT:** 35.4"

Products and Materials Shown or Equal

Alternate colors and materials may be specified. Some colors and materials may not be available at time of construction. Equivalent colors and materials will be specified when required. Products are not shown at scale. Colors seen on screen and/or printed may not represent actual colors & textures accurately. Refer to actual materials for color & texture accuracy.

# Exterior Color+Material Design

# HAMILTON VILLAGE

NOVATO, CA



Main Body	Accent Body	Trim, Shutters, Garage Doors, Utility Doors, Window Headers, Gutters & Downspouts	Roof Tile	Door #2	Door #1	Metals
-----------	-------------	---	-----------	---------	---------	--------



Building 16

Not to Scale. Colors seen on screen and/or printed may not represent actual colors & textures accurately. Refer to actual materials for color & texture accuracy.

### Elevation Color Application - Scheme 1

## HAMILTON VILLAGE

NOVATO, CA

C-3



Main Body	Trim, Shutters, Garage Doors, Utility Doors, Window Headers, Gutters & Downspouts	Accent Body	Roof Tile	Door #2	Door #1	Metals
-----------	---	-------------	-----------	---------	---------	--------



**Building 17**

Not to Scale. Colors seen on screen and/or printed may not represent actual colors & textures accurately. Refer to actual materials for color & texture accuracy.

## Elevation Color Application - Scheme 2

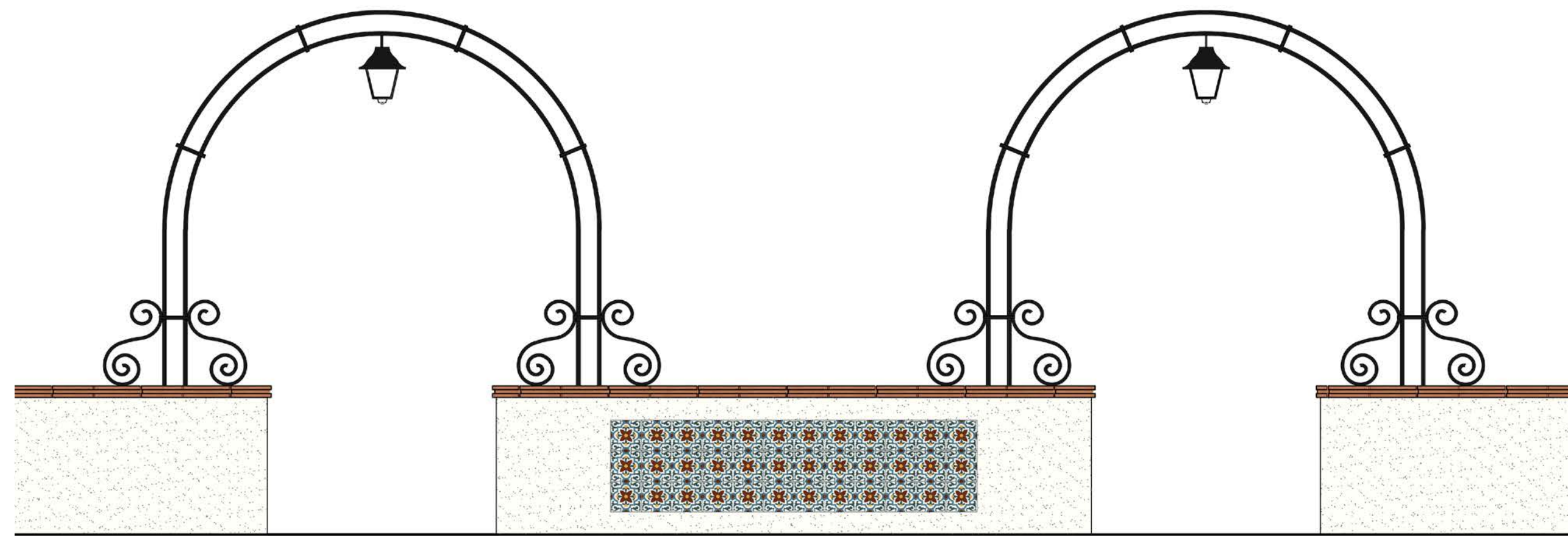
# HAMILTON VILLAGE

NOVATO, CA





Hanging Light Options



Mosaic & Trellis Wall



Tile Wall Cap




Deco Tile



Precast at Pilaster



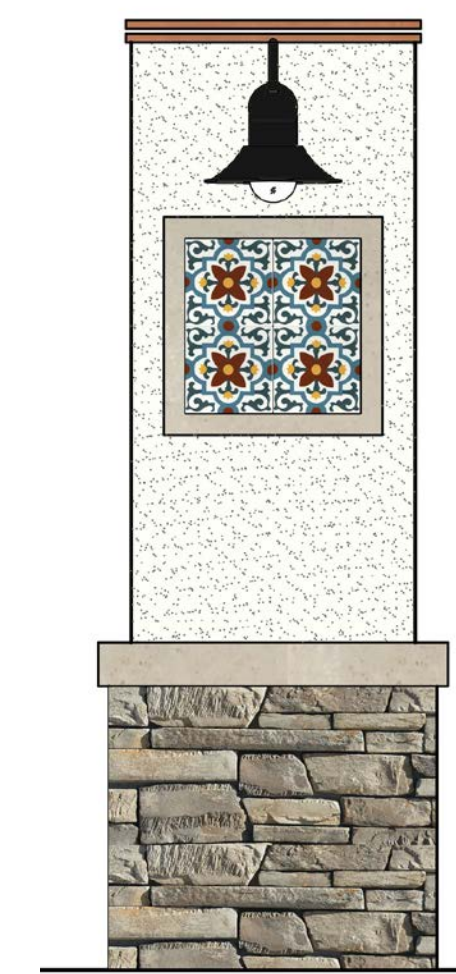
Metal Trellis



Stucco Wall & Pilaster



Stone Base at Pilaster



Pilaster



Pilaster Light Options



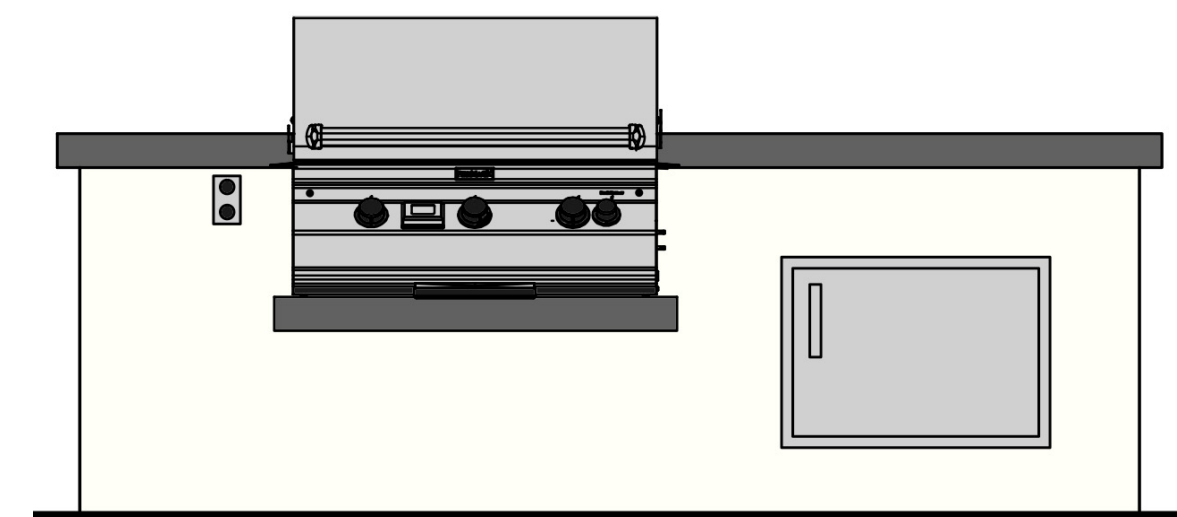
Bollard Light Options



Light Pole




Trash Receptacle, Bench, Mailbox, Picnic Table



BBQ Counter



Concrete Countertop



Stucco Base




Fire Table Sitting Area



Garden Shed (Painted SW7047, Porpoise) & Composting Bin



Kids Play Area and Seating Nearby



Concrete Walkways & Curbs




Vehicular Stamped Concrete



Pedestrian Pavers - Enhanced



Decomposed Granite



Turf

Alternate colors and materials may be specified. Some colors and materials may not be available at time of construction. Equivalent colors and materials will be specified when required. Products are not shown at scale. Colors seen on screen and/or printed may not represent actual colors & textures accurately. Refer to actual materials for color & texture accuracy.

Products and Materials Shown or Equal

## Landscape Color+Materials

# HAMILTON VILLAGE

NOVATO, CA