









Sonoma County

Petaluma River

San Pablo Bay

-  City Limits
-  Sphere of Influence
-  Proposed Class I Bicycle Facility (Path)
-  Proposed Class II Bicycle Facility (Lane)
-  Proposed Class III Bicycle Facility (Route)
-  Class I Bicycle Facility (Path)
-  Class II Bicycle Facility (Lane)
-  Class III Bicycle Facility (Route)

